

## Stereochemical Course in Tungsten-Promoted Cyclocarbonylation Reactions To Form Five-, Six-, and Seven-Membered Lactone Rings

Chi-Chung Chen,<sup>†</sup> Jang-Shyang Fan,<sup>†</sup> Gene-Hsian Lee,<sup>†</sup> Shie-Ming Peng,<sup>‡</sup> Sue-Lang Wang,<sup>†</sup> and Rai-Shung Liu<sup>\*†</sup>

Departments of Chemistry  
National Tsing Hua University  
Hsinchu 30043, Taiwan, Republic of China  
National Taiwan University  
Taipei 10764, Taiwan, Republic of China

Received November 14, 1994

Metal-mediated cyclocarbonylation<sup>1–3</sup> is an important reaction in organic synthesis. This reaction is more useful and economical if performed catalytically<sup>1–2</sup> rather than stoichiometrically. Nevertheless, stoichiometric cyclocarbonylation<sup>3</sup> may be accessible to more complex molecules if metal-controlled stereo-selective functionalization can be implemented sequentially. Toward this direction, we report stereocontrolled synthesis of tungsten  $\eta^3$ - $\gamma$ -,  $\delta$ -, and  $\epsilon$ -lactones derived from intramolecular alkoxy carbonylation.<sup>4,5</sup> of  $\eta^1$ -propargyl compounds. These reactions are very useful because lactone is an important structure in natural products.

Compounds 1–3 were easily prepared<sup>4</sup> from  $\text{CpW}(\text{CO})_3\text{Na}$  and the corresponding propargyl halides (yields > 90%). Further treatment of 1–3 with  $\text{CF}_3\text{SO}_3\text{H}$  (0.25 equiv) in cold  $\text{CH}_2\text{Cl}_2$  ( $-40^\circ\text{C}$ ) provided  $\eta^3$ - $\delta$ -lactones 4–6 in high yields (>90%). No second diastereomer was detected in <sup>1</sup>H NMR spectra. The molecular structures<sup>6,7</sup> of 4 and 5 reveal that the compounds have *anti* configurations, i.e., the ethyl and phenyl groups lie away from the metal fragment. Further treatment of 5 with  $\text{CF}_3\text{CO}_2\text{H}$  in  $\text{CHCl}_3$  ( $23^\circ\text{C}$ , 48 h) liberated the unsaturated lactone 7 in 85% isolated yield.

<sup>†</sup> National Tsing Hua University.

<sup>‡</sup> National Taiwan University.

(1) (a) Heck, R. F.; Wu, G.; Tao, W.; Rheingold, A. L. In *Catalysis of Organic Reactions*; Blackburn, D. W., Ed.; Marcel Dekker Inc.: New York, 1990; p 169. (b) Collman, J. P.; Hegedus, L. S.; Norton, J. R.; Finke, R. G. *Principles and Application of Organotransition Metal Chemistry*; University Science Books: Mill Valley, CA, 1987; Chapter 12, p 619. (c) Hegedus, L. S. *Transition Metals in the Synthesis of Complex Organic Molecules*; University Science Books: Mill Valley, 1994; Chapter 4, p 103.

(2) For representative examples of catalytic cyclocarbonylation, see: (a) Murray, T. F.; Norton, J. R. *J. Am. Chem. Soc.* **1979**, *101*, 4107. (b) Semmelhack, M. F.; Brickner, S. J. *J. Am. Chem. Soc.* **1981**, *103*, 3945. (c) Matsuda, I.; Ogiso, A.; Sato, S. *J. Am. Chem. Soc.* **1990**, *112*, 6120. (d) Negishi, E. I.; Sawada, H.; Tour, J. M.; Wei, Y. *J. Org. Chem.* **1988**, *53*, 913. (e) Tsuji, Y.; Kondo, T.; Watanabe, Y. *J. Mol. Catal.* **1987**, *40*, 295.

(3) For examples of stoichiometric cyclocarbonylation, see: (a) Schrieber, S. L.; Semmekia, T.; Crowe, W. E. *J. Am. Chem. Soc.* **1986**, *108*, 3128. (b) Billington, D. C.; Pauson, P. L. *Organometallics* **1982**, *1*, 1560. (c) Magnus, P.; Principe, M. J.; Slater, J. *J. Org. Chem.* **1987**, *52*, 1483. (d) Berk, S. C.; Grossman, S. L.; Buchwald, S. L. *J. Am. Chem. Soc.* **1993**, *115*, 4912. (e) Frank-Neuman, M.; Michelotti, E. L.; Simler, R.; Vernier, J. M. *Tetrahedron Lett.* **1992**, *33*, 7361.

(4) For alkoxy carbonylation of metal  $\eta^1$ -propargyl compounds, see: (a) Charrier, C.; Collin, J.; Merour, J. Y.; Roustan, J. L. *J. Organomet. Chem.* **1978**, *162*, 57. (b) Cheng, M.-H.; Ho, Y. H.; Chen, C. H.; Lee, G. H.; Peng, S. M.; Chu, S. Y.; Liu, R. S. *Organometallics* **1994**, *13*, 4082. (c) Tseung, T. W.; Wu, I. Y.; Lin, Y. C.; Cheng, M. C.; Tsai, Y. J.; Chen, M. C.; Wang, Y. *Organometallics* **1991**, *10*, 43.

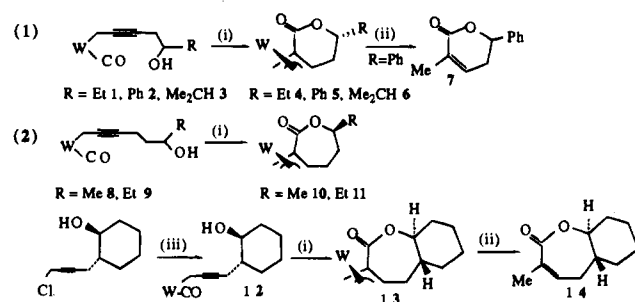
(5) There was one report regarding intramolecular alkoxy carbonylation of molybdenum  $\eta^1$ -propargyls to form  $\delta$ -lactonyl allyls, but no stereochemistry was reported. We first applied the cyclization method of this report to  $\delta$  and  $\epsilon$   $\eta^3$ -lactonyl formation, but we obtained complicated mixtures of organometallic and organic products. See Benaim, J.; Giulieri, F. *J. Organomet. Chem.* **1979**, *165*, C 28.

(6) Crystal data for 4: monoclinic, space group  $P2_1/n$ ,  $a = 7.6459(12)$  Å,  $b = 16.614(3)$  Å,  $c = 11.3874(4)$  Å,  $\beta = 90.191(13)^\circ$ ,  $V = 1446.5(6)$  Å<sup>3</sup>,  $Z = 4$ ; final  $R = 0.039$  and  $R_w = 0.037$ .

(7) Crystal data for 5: monoclinic, space group  $P2_1/c$ ,  $a = 7.9199(13)$  Å,  $b = 10.337(3)$  Å,  $c = 20.759(4)$  Å,  $\beta = 100.90(3)^\circ$ ,  $V = 1668.8(8)$  Å<sup>3</sup>,  $Z = 4$ ; final  $R = 0.063$  and  $R_w = 0.080$ .

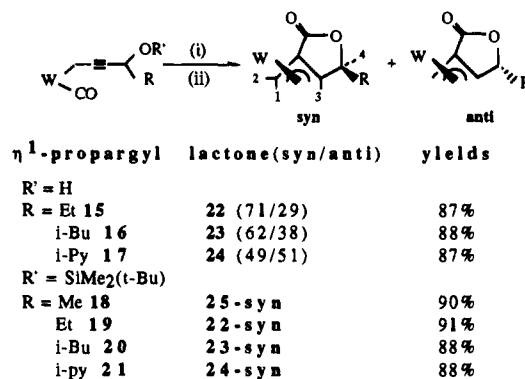
(8) Faller, J. W.; Chen, C. C.; Mattina, M. J.; Jakubowski, A. *J. Organomet. Chem.* **1973**, *52*, 361.

### Scheme 1<sup>a</sup>



<sup>a</sup> W =  $\text{CpW}(\text{CO})_2$ ; (i)  $\text{CF}_3\text{SO}_3\text{H}$  (0.25 equiv,  $\text{CH}_2\text{Cl}_2$   $-40^\circ\text{C}$ , 1 h), (ii)  $\text{CF}_3\text{CO}_2\text{H}$  (1.0 equiv,  $23^\circ\text{C}$ , 48 h),  $\text{CHCl}_3$ , (iii)  $\text{CpW}(\text{CO})_3\text{Na}$  ( $\text{THF}$ ,  $23^\circ\text{C}$ , 4 h).

### Scheme 2<sup>a</sup>



<sup>a</sup> W =  $\text{CpW}(\text{CO})_2$ , (i)  $\text{CF}_3\text{SO}_3\text{H}$  (0.25 equiv,  $-40^\circ\text{C}$ , 1 h), (ii)  $\text{CF}_3\text{CO}_2\text{H}$  (1.0 equiv,  $23^\circ\text{C}$ , 48 h), (iii)  $\text{CpW}(\text{CO})_3\text{Na}$  (1.0 equiv,  $23^\circ\text{C}$ , 4 h).

Scheme 1 (eq 2) shows the formation of  $\eta^3$ - $\epsilon$ -lactones derived from 8–9 under the same conditions; the yields exceeded 80% after workup. Because of *exolendo* isomerization,<sup>8</sup> the <sup>1</sup>H NMR spectra of 10/11 were broad at  $23^\circ\text{C}$  but became well defined at  $-40^\circ\text{C}$  to show the presence of only one diastereomer with conformational ratios *endolexo* = 1/2–2/5. The X-ray structure<sup>9</sup> of 10 indicated a surprising *syn* configuration, i.e., the R substituent lies on the metal face. To apply this cyclization to a more complex molecule, we prepared the  $\eta^1$ -propargyl 12, and further converted it to bicyclic  $\eta^3$ - $\epsilon$ -lactone 13 as a single diastereomer (84%) which likewise adopts a *syn* configuration according to the ORTEP drawing.<sup>10</sup> Demetallation of 13 with  $\text{CF}_3\text{CO}_2\text{H}$  in  $\text{CHCl}_3$  ( $23^\circ\text{C}$ , 48 h) provided lactone 14 in 85% yield.

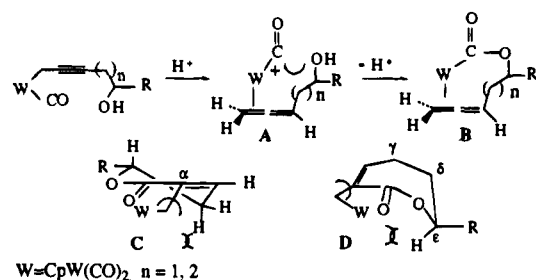
$\text{CF}_3\text{SO}_3\text{H}$ -promoted cyclization of 15–17 gave  $\eta^3$ -butyrolactones 22–24 composed of *syn* and *anti* diastereomers which were not separable either on column chromatography or by fractional crystallization. The *syn/anti* ratios and combined yields are given in Scheme 2. The two diastereomers are distinguishable by <sup>1</sup>H NMR spectra that show coupling constant  $J_{34} = 0$  Hz for the *anti* isomer and  $J_{34} = 3$ –4 Hz for the *syn* isomer. In Scheme 2, that the *syn/anti* ratios decrease with larger size R is reasonable, as the *syn* substituent exerts an additional steric hindrance with the metal fragment.

To circumvent the stereochemical problem of  $\eta^3$ - $\gamma$ -lactone, we found that acidification of silylated compounds 18–21 in the presence of  $\text{H}_2\text{O}$  (1 equiv) gave only the *syn* diastereomers of 22–25 even for bulky  $\text{Me}_2\text{CH}$ ; the yields were excellent

(9) Crystal data for 10: monoclinic, space group,  $P2_1/c$ ,  $a = 7.780(2)$  Å,  $b = 10.761(2)$  Å,  $c = 17.042(4)$  Å,  $\beta = 92.87(2)^\circ$ ,  $V = 1425.1(6)$  Å<sup>3</sup>,  $Z = 4$ ; final  $R = 0.0361$  and  $R_w = 0.0386$ .

(10) Crystal data for 13: triclinic, space group,  $P\bar{1}$ ,  $a = 7.675(2)$  Å,  $b = 10.435(3)$  Å,  $c = 10.880(3)$  Å,  $\alpha = 102.38(2)^\circ$ ,  $\beta = 94.45(2)^\circ$ ,  $\gamma = 102.88(2)^\circ$ ,  $V = 821.4(11)$  Å<sup>3</sup>,  $Z = 2$ ; final  $R = 0.0367$  and  $R_w = 0.0385$ .

Scheme 3

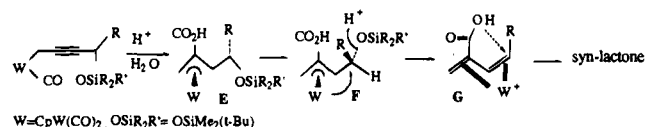
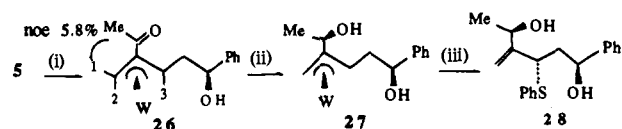


(>88%). The *syn* configuration of **23** was confirmed by X-ray diffraction study.<sup>11</sup> We performed a reaction involving **18**,  $\text{CF}_3\text{SO}_3\text{H}$ , and  $\text{H}_2^{18}\text{O}$  (95% purity); the isotopic  $^{18}\text{O}$  content of the resulting lactone **5** was ca. 65–70%. This implies that **18–21** reacted first with a proton, then with  $\text{H}_2\text{O}$  to give a 2-carboxylated allyl intermediate that subsequently underwent proton-promoted cleavage of the C–OSi bond to give the *syn* isomers.<sup>12</sup>

To account for the stereochemical formation of  $\delta$ - and  $\epsilon$ -lactones, we propose that the initial step involves intramolecular hydroxyl attack on  $\eta^2$ -W–allene cationic intermediate **A** to form a species represented by **B** (Scheme 3). In accordance with this concept, the two key transition states **C** and **D** determine the stereochemistry of  $\delta$ - and  $\epsilon$ -lactones when the conformation is further considered. State **C** has a chairlike conformation with R in a pseudoequatorial position, and the W–CH<sub>2</sub>  $\sigma$  bond parallels the C <sub>$\alpha$</sub> –CO single bond to show the *cis* insertion. A preferable *anti* configuration is generated by rotating the WCH<sub>2</sub>–C <sub>$\alpha$</sub>   $\sigma$  bond to bring CpW(CO)<sub>2</sub> away from the axial H hydrogen. State **D** represents a twisted boat conformation according to X-ray structures of **10** and **13**; this

(11) Crystal data for **23** (*syn* isomer): triclinic, space group,  $P\bar{1}$ ,  $a = 7.9642(17)$  Å,  $b = 8.6516(22)$  Å,  $c = 12.207(3)$  Å,  $\alpha = 70.023(21)^\circ$ ,  $\beta = 87.345(20)^\circ$ ,  $\gamma = 81.480(20)^\circ$ ,  $V = 781.8(3)$  Å<sup>3</sup>,  $Z = 2$ ; final  $R = 0.021$  and  $R_w = 0.023$ .

(12) We propose that the *syn* formation of **22–25** first involves an allyl intermediate **E**. The most stable configuration of **E** has its most bulky group OSiMe<sub>2</sub>(*t*-Bu) and allyl carbons arranged in a zigzag conformation with the medium-size R opposite the metal, as represented by **E**. Further ionization of **E** in an intramolecular S<sub>N</sub>2 mechanism generates *cis*- $\eta^2$ -*s-trans*-diene **G**. Intramolecular CO<sub>2</sub>H attack on the =CR carbon of **G** is expected to give the *syn*-lactone. For the chemistry related to the ionization of **E** to **G**, see: Vong, W. J.; Peng, S. M.; Lin, S. H.; Lin, W. J.; Liu, R. S. *J. Am. Chem. Soc.* **1991**, *113*, 573.

Scheme 4<sup>a</sup>

<sup>a</sup> W = CpW(CO)<sub>2</sub>, (i) MeLi (1.2 equiv), –78 °C, (ii) DIBAL-H (2.2 equiv), (iii) NOBF<sub>4</sub> (1.1 equiv, CH<sub>3</sub>CN, 2 h, –40 °C), PhSNa (1.5 equiv; –40 °C), (NH<sub>4</sub>)<sub>2</sub>Ce(NO<sub>3</sub>)<sub>6</sub> (1.5 equiv).

form is the most stable conformation because the C $\gamma$ –C $\delta$  and C $\delta$ –C $\epsilon$  units are staggered to each other and the R substituent is in the less hindered equatorial position. Rotation of the WC–C <sub>$\alpha$</sub>   $\sigma$  bond to form a  $\pi$ -allyl complex preferably proceeds in a way such that CpW(CO)<sub>2</sub> turns away from the proximal axial C $\epsilon$ H hydrogen to give the *syn* isomer.

The  $\eta^3$ -lactones can be also applied to synthesis of acyclic diols, as depicted in Scheme 4. Addition of MeLi to **5** led to ring opening to give **26** (88%). The methyl group of **26** is on the same side as the allyl CH<sub>2</sub> fragment according to proton NOE spectra. With CpW(CO)<sub>2</sub> as a stereotemplate, reduction of **26** with DIBAL-H produced the diol **27** as a single diastereomer (79%). Further treatment of **27** with NOBF<sub>4</sub> generated an allyl cation<sup>13</sup> that reacted with PhSNa, and then on Ce(IV) oxidation gave the diol **28** in 44% yield. Here, the stereochemistry of **28** is given on the basis of a well-established *trans* attack of PhS<sup>–</sup> at the allyl CH<sup>3</sup> carbon.<sup>14</sup>

In summary, we have elucidated the stereochemistry in a tungsten-promoted alkoxycarbonylation cyclization. Application of the resulting lactones to synthesis of complex oxygenated compounds is in progress.

**Acknowledgment.** We thank the National Science Council, R.O.C., for financial support of this work.

**Supplementary Material Available:** Listing of sample preparation and characterization of all new compounds; tables of crystal data, structural parameters, and ORTEP drawings of **4**, **5**, **10**, **13**, and **23** (41 pages); listing of observed and calculated structure factors for **4**, **5**, **10**, **13** and **23** (48 pages). This material is contained in many libraries on microfiche, immediately follows this article in the microfilm version of the journal, can be ordered from the ACS, and can be downloaded from the Internet; see any current masthead page for ordering information and Internet access instructions.

JA943699F

(13) (a) Adams, R. D.; Chodosh, D. F.; Faller, J. W.; Rosan, A. M. *J. Am. Chem. Soc.* **1979**, *101*, 2570. (b) Cosford, N. D. P.; Liebeskind, L. S. *Organometallics* **1994**, *13*, 1498.

(14) Faller, J. W.; Chao, K. H. *J. Am. Chem. Soc.* **1983**, *105*, 3893. (d) Pearson, A. J.; Mallik, S.; Pinkerton, A.; Adams, J. P.; Zheng, S. *J. Org. Chem.* **1992**, *57*, 2910.